

# HYGIEMAG - Magnetic Non Contact Type: MMR-H

## FEATURES:

Compact and robust fitting suitable for all small guard applications.  
Through hole fixing to enable front mounting - no food trap areas  
Suitable for CIP and SIP cleaning -

Food Contact or Splash Zones EHEDG guidelines

Cost effective interlock solution for harsh environments  
Wide sensing at 10mm with high tolerance to misalignment  
Stainless Steel 316 housing with Mirror Polished finish (Ra4)  
Can be mounted unobtrusively in channels or behind doors

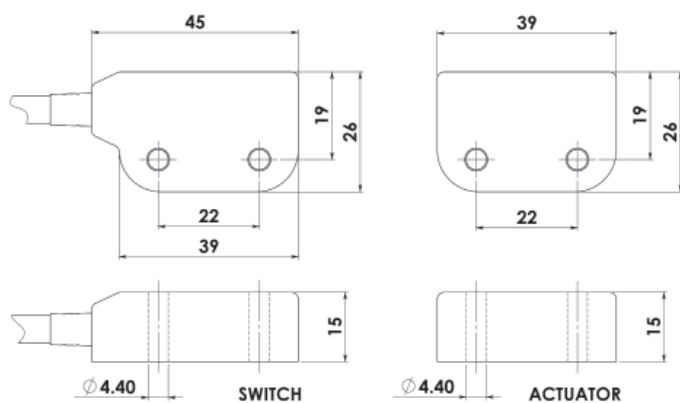
Left or Right Cable exit options available

Up to: PLc ISO13849-1

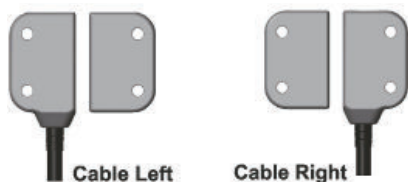
2NC 1NO circuits

Quick Connect versions available

## DIMENSIONS:



Left or Right  
Cable Exit  
Options  
available



**Standards:** ISO14119 EN60947-5-3  
EN60204-1 ISO13849-1 EN62061 UL508

### Safety Classification and

#### Reliability Data:

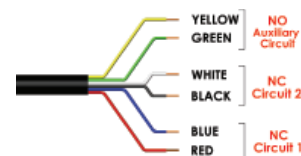
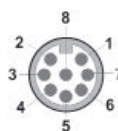
Mechanical Reliability B10d	3.3 x 10 <sup>6</sup> operations at 100mA load
ISO13849-1	Up to PLc depending upon system architecture
Safety Data – Annual Usage	8 cycles per hour/24 hours per day/365 days
	MTTFd 470 years
Safety Channel 1 NC	Voltage Free: 250Vac 0.5A Max. Rating
Safety Channel 2 NC	Voltage Free: 250Vac 0.5A Max. Rating
Safety Channel 3 NO	Voltage Free: 24Vdc 0.2A Max. Rating
Minimum Switched Current	10Vdc 1mA
Dielectric Withstand	250Vac
Insulation Resistance	100 Mohms
Recommended Setting Gap	5mm
Switching Distance	Sao 8mm Close
(Target to Target)	Sar 20mm Open
Tolerance to Misalignment	5mm in any direction from 5mm setting gap
Switching Frequency	1.0Hz maximum
Approach Speed	200mm/min to 1000mm/sec
Body Material	Stainless Steel 316 mirror polished finish to Ra4
Operating Temperature	-25C +105C (CIP SIP cleaning)
Enclosure Protection	IP69K IP67
Shock Resistance	IEC68-2-27 11ms 30g
Vibration Resistance	IEC68-2-6 10-55Hz 1mm
Cable Type	PVC 6 core 6mm OD Conductors 0.25mm <sup>2</sup>
Mounting Bolts	2xM4 Tightening torque 1.0Nm
Mounting Position	Any

Stainless Steel 316 Housing mirror polished (Ra4)

Magnetic Actuation

Switching Tolerance up to 10mm

Will operate with most Safety Relays



Quick Connect QC M12 8 Way Male Plug Pin view from Switch	Standard Lead Colour	Circuit (Actuator Present)
4	Yellow	NO
6	Green	NO
7	Black	NC2
1	White	NC2
2	Red	NC1
3	Blue	NC1

SALES NUMBER	TYPE	CABLE LENGTH	CIRCUITS
131001	MMR-H Cable Right	2M	2NC
131002	MMR-H Cable Right	5M	2NC
131003	MMR-H Cable Right	10M	2NC
131004	MMR-H Cable Right	QC-M12	2NC
131005	MMR-H Cable Right	2M	2NC 1NO
131006	MMR-H Cable Right	5M	2NC 1NO
131007	MMR-H Cable Right	10M	2NC 1NO
131008	MMR-H Cable Right	QC-M12	2NC 1NO
131009	MMR-H Cable Left	2M	2NC
131010	MMR-H Cable Left	5M	2NC
131011	MMR-H Cable Left	10M	2NC
131012	MMR-H Cable Left	QC-M12	2NC
131013	MMR-H Cable Left	2M	2NC 1NO
131014	MMR-H Cable Left	5M	2NC 1NO
131015	MMR-H Cable Left	10M	2NC 1NO
131016	MMR-H Cable Left	QC-M12	2NC 1NO

For all IDEM switches the normally closed (NC) circuits are closed when the guard is closed and the actuator is present.



140101	Female QC Lead	M12 Female 5m. 8 way
140102	Female QC Lead	M12 Female 10m. 8 way