

QuMax for Milesight UR41

Integrated outdoor LTE high power directional antenna + GPS antenna + Passive PoE Splitter + place to install Milesight UR41 (All-in-one)

QuMAX offers the most powerful directional LTE antenna of all QuWireless antennas. It is dedicated to connections with long distance to base station. It is designed to have **Milesight UR41** router installed inside IP67 enclosure. It is the first choice for fixed installations in industrial environment. It also has embedded GPS antenna. The set contains a [Passive PoE splitter](#), allowing you to split data and power from a single Ethernet cable and maintain gigabit transfer speeds while protecting the LAN port from damage caused by overvoltage, short circuit or improper connection.

4G
LTE **GPS**
694-2700MHz
6 dBi
DIRECTIONAL
IP 67
-40° TO +80°

ALL ANTENNAS AND MILESIGHT
ROUTER INTEGRATED **IN ONE**
ENCLOSURE



OUTDOOR ANTENNA WORKS IN **ANY**
WEATHER CONDITIONS, IP67



ANTENNA **PERFECTLY MATCHED** WITH
THE ROUTER



MADE IN **EUROPE**



LTE ANTENNA SPECIFICATION

FREQUENCY	0.694 - 0.96 GHz 1.7 - 2.2 GHz 2.2 - 2.7 GHz
SUPPORTED LTE/5G BANDS	1, 2, 3, 4, 5, 7, 8, 9, 10, 12, 13, 14, 17, 18, 19, 20, 25, 26, 27, 28, 29, 30, 33, 34, 35, 36, 37, 38, 39, 40, 41, 44, 53, 65, 66, 67, 68, 69, 85, 103, n80, n81, n82, n83, n84, n86, n89, n90, n95, n97, n98, n100, n101, n256
GAIN	0.694 - 0.96 GHz : 4 dBi 1.7 - 2.2 GHz : 5 dBi 2.2 - 2.7 GHz : 6 dBi
FRONT-TO-BACK	>8 dB
VSWR	<1.30, max <1.80
BEAMWIDTH	90°/90° ±30°
POLARIZATION	Vertical
IMPEDANCE	50 Ω

MECHANICAL SPECIFICATION

MATERIALS	ABS, aluminum, PTFE, Fiberglass
CONNECTOR TYPE	RJ45
INGRESS PROTECTION	IP67
DIMENSIONS	272 x 276 x 96 mm 10.71 x 10.87 x 3.78 inch
WEIGHT	1.8 kg 3.97 lbs
OPERATING TEMPERATURE	From -40°C to 80°C From -40°F to 176°F
MAST DIAMETER	25-66mm 0.98-2.60 inch

FREQUENCY BANDS

LTE/4G GSM	<div>694 MHz</div> <div><div>5</div><div>8</div><div>12</div><div>13</div><div>14</div><div>17</div><div>18</div><div>19</div><div>20</div><div>26</div><div>27</div><div>28</div><div>29</div><div>44</div><div>67</div><div>68</div><div>85</div><div>103</div><div>n81</div><div>n82</div><div>n83</div><div>n89</div><div>n100</div></div> <div>960M Hz</div>
LTE/4G UMTS	<div>1710 MHz</div> <div><div>1</div><div>2</div><div>3</div><div>4</div><div>9</div><div>10</div><div>25</div><div>33</div><div>34</div><div>35</div><div>36</div><div>37</div><div>39</div><div>n80</div><div>n84</div><div>n86</div><div>n95</div><div>n98</div><div>n101</div></div> <div>2170 MHz</div>

LTE/4G WCS DARS

2300
MHz

30

40

n97

2400
MHz

LTE/4G

2400
MHz

7

38

41

53

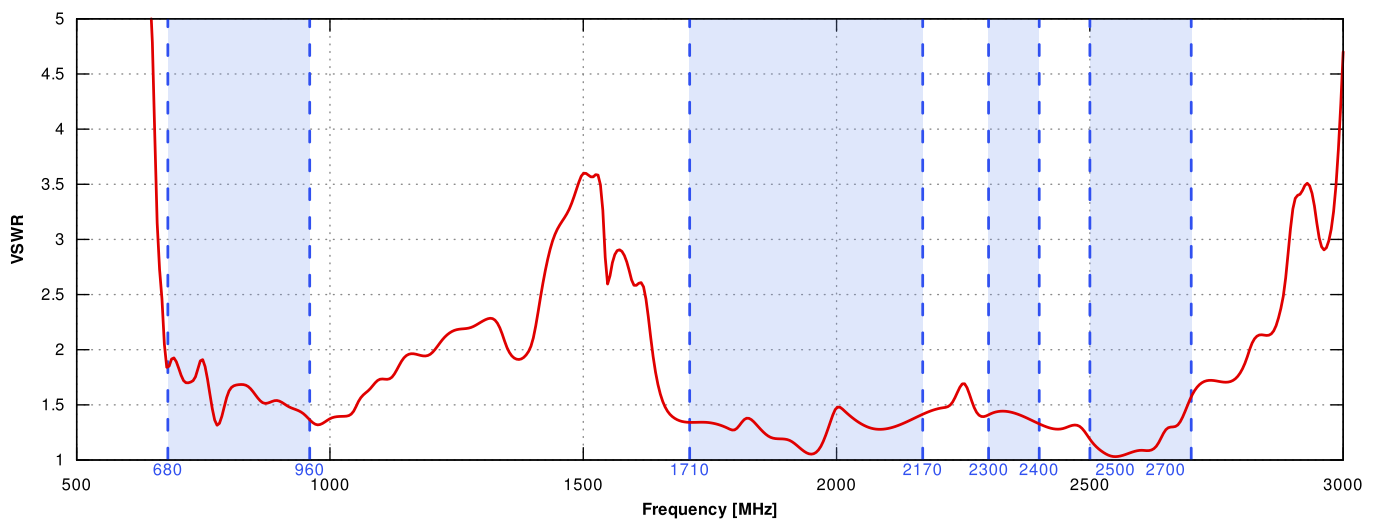
69

n90

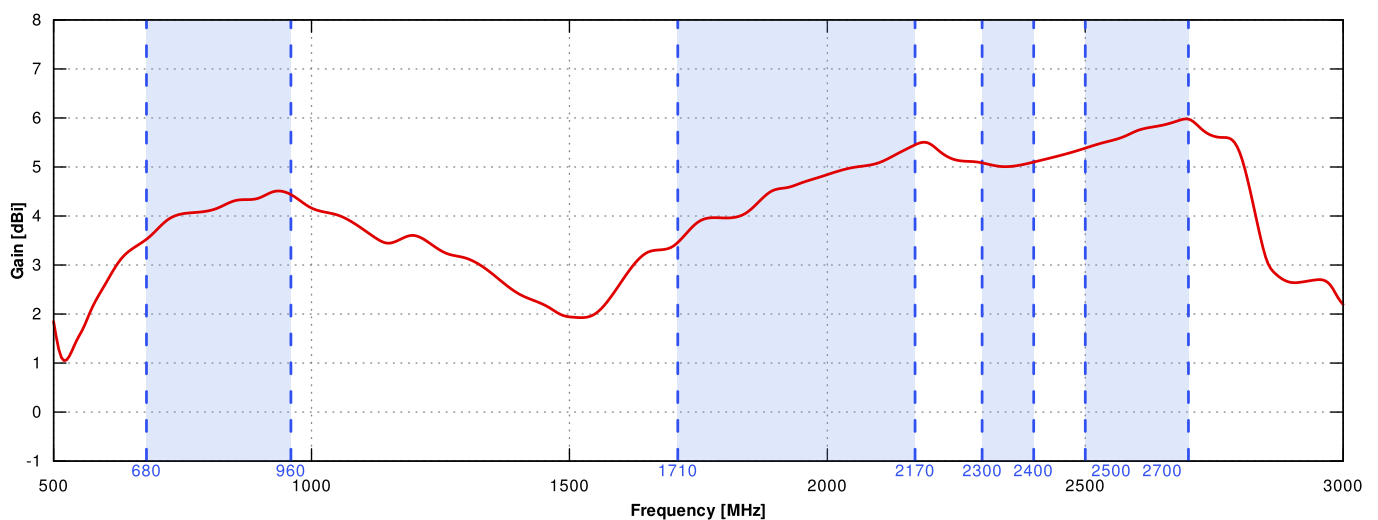
2700
MHz

PLOTS

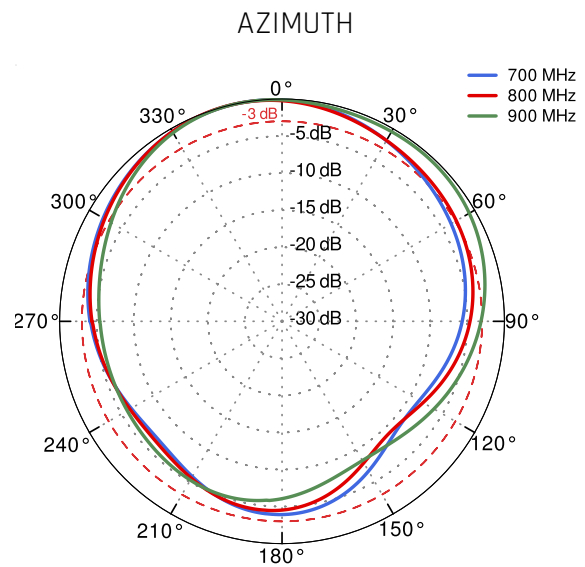
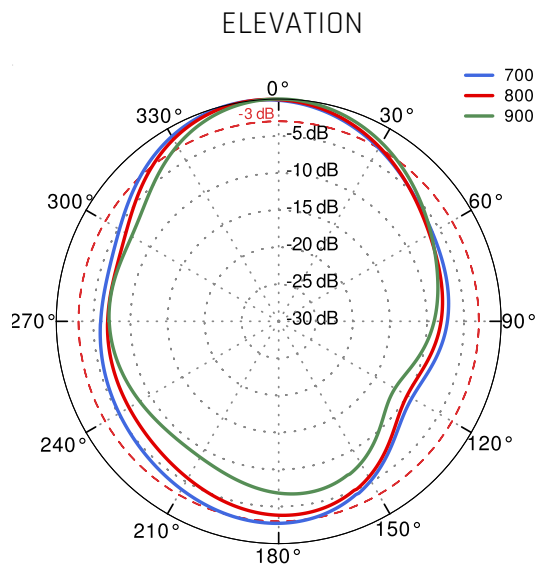
VSWR for LTE antenna



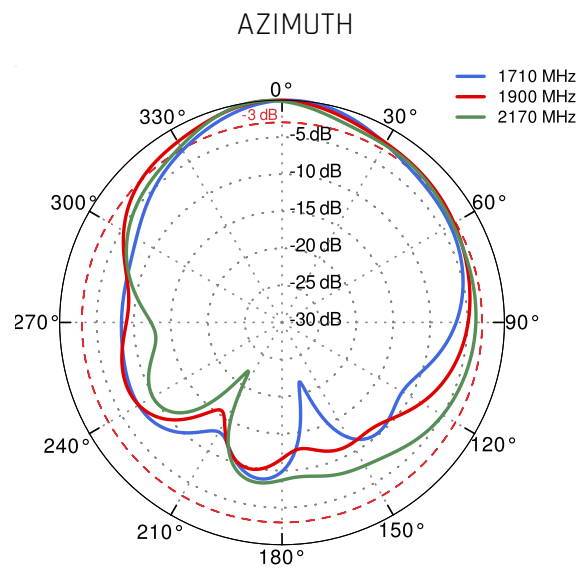
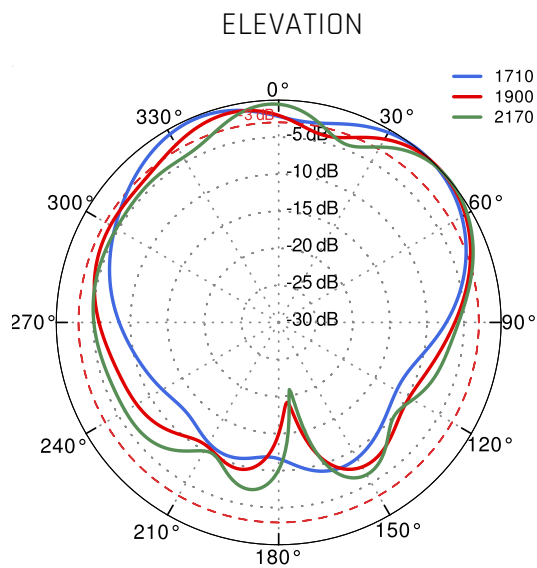
Gain for LTE antenna



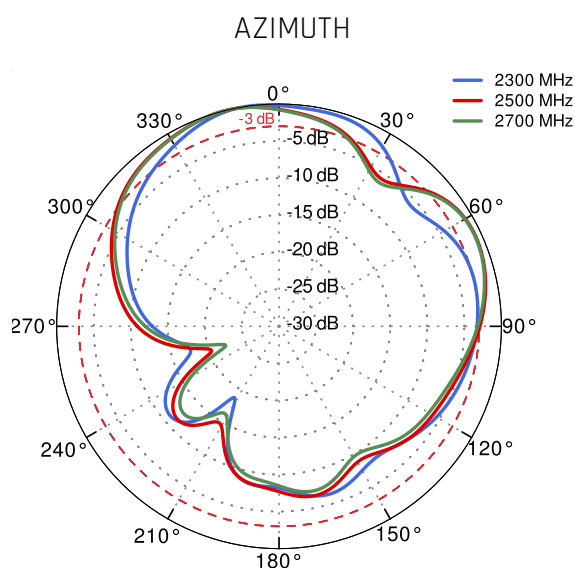
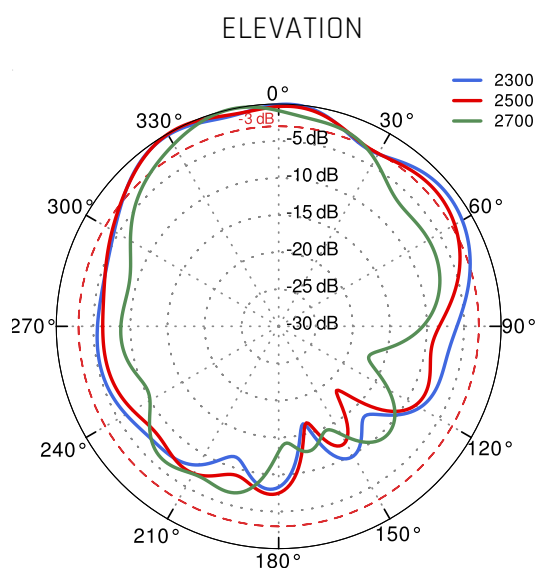
LTE from 700MHz to 900MHz



LTE from 1.71GHz to 2.17GHz



LTE from 2.3GHz to 2.7GHz



DIMENSIONS

