

QuShell 24G

QuShell 5G/LTE 2x2MIMO, 4x4 MIMO WiFi 6e is a high performance mobility antenna providing performance connectivity across diverse frequencies and applications for 5G/4G/LTE.

QuShell 5G/LTE 2x2MIMO, 4x4 MIMO WiFi 6e is a high performance mobility antenna providing performance connectivity across diverse frequencies and applications for **5G/4G/LTE**. It offers optional GPS/GNSS and up to 4x4 MIMO/Diversity configurations at 2.4/5.0/7.2GHz for Wi-Fi. The optional high-performance GPS/GNSS antenna features an integrated 18dB gain LNA.

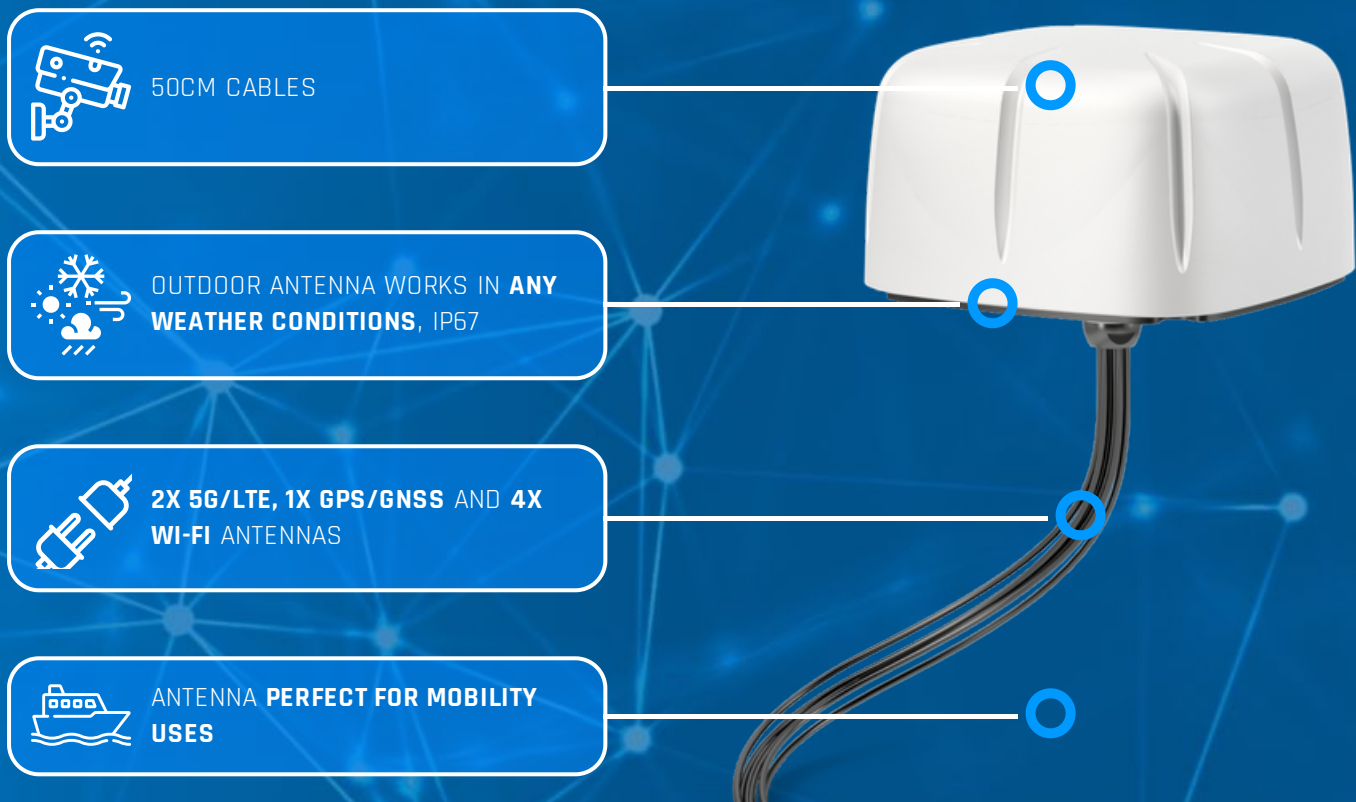
It comes with **2x 5G/LTE, 1x GPS/GNSS** and **4x Wi-Fi** antennas.

It covers a wide range from **617 to 6000 MHz** for 5G/LTE bands and additionally dual-band Wi-Fi 6e antennas provide concurrent **2.4 GHz and 5 to 7.2 GHz**.

The QuShell 5G/LTE finds its place in public **sector industry** (busses, firetrucks, ambulances), marine environments, tourism and various IoT systems.

The set consists of marine, surface and **pole/wall mounting brackets** allowing to install QuShell on a roof, mast, pole, wall or other flat surfaces.

Standard cable length is 50cm. For other variants please contact your local reseller or account manager.



WI-FI SPECIFICATION

FREQUENCY	2.4 - 2.5 GHz 5 - 7.2 GHz
GAIN	2.4 - 2.5 GHz: 2dBi 5 - 7.2 GHz: 5dBi
VSWR	< 2.50
BEAMWIDTH	360°/25°
POLARIZATION	Vertical
IMPEDANCE	50 Ω
MAX INPUT POWER	50W
DC GROUND	Yes

5G/LTE SPECIFICATION

FREQUENCY	617 - 960 MHz 1.7 - 2.7 GHz 3.3 - 3.8 GHz 4.2 - 6.0 GHz
GAIN	617 - 960 MHz : 2 dBi 1.7 - 2.7 GHz : 4 dBi 3.3 - 3.8 GHz : 5 dBi 4.2 - 6.0 GHz : 6dBi
SUPPORTED LTE BANDS	1, 2, 3, 4, 5, 7, 8, 9, 10, 12, 13, 14, 17, 18, 19, 20, 22, 25, 26, 27, 28, 29, 30, 33, 34, 35, 36, 37, 38, 39, 40, 41, 42, 43, 44, 47, 48, 49, 52, 53, 65, 66, 67, 68, 69, 71, 85, 103, 106

SUPPORTED 5G BANDS	n1, n2, n3, n5, n7, n8, n12, n13, n14, n18, n20, n25, n26, n28, n29, n30, n34, n38, n39, n40, n41, n47, n48, n53, n65, n66, n67, n71, n77, n78, n80, n81, n82, n83, n84, n85, n86, n89, n90, n95, n97, n98, n100, n101, n256
VSWR	<1.20, max <2.50
BEAMWIDTH	360°/35° ±5°
POLARIZATION	Vertical
IMPEDANCE	50 Ω

MECHANICAL SPECIFICATION

MATERIAL	ABS
CONNECTOR	4xRPSMA & 3xSMA
OUTER DIMENSIONS	160 x 160 x 90 mm 6.3 x 6.3 x 3.54 inch
WEIGHT	1.5 kg
OPERATING TEMPERATURE	-40°C to 80°C -40°F to 176°F
CABLE TYPE	RG174

MOUNTING KIT

MATERIAL	Galvanized steel
WEIGHT	0.4kg
MOUNTING PLACE	Wall or ceiling or mast
MAST DIAMETER	40-66 mm 1.57-2.60 inch

COMPATIBLE ROUTERS

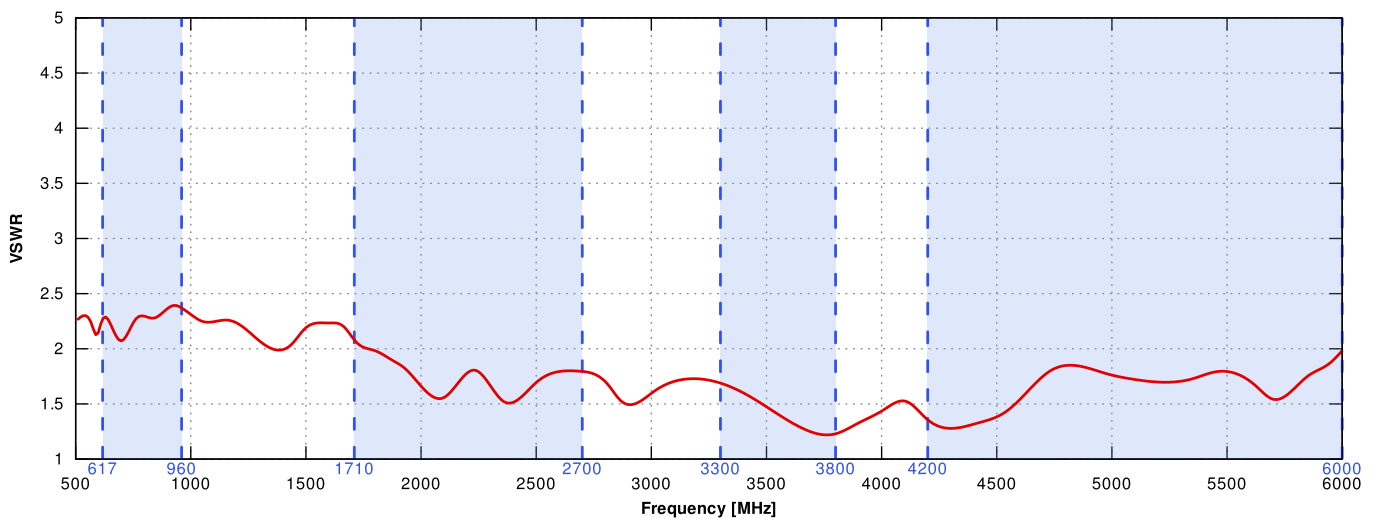
VARIANT: ASL24G

TELTONIKA	RUT271, RUT976
ROBUSTEL	EG5200, R1511, R201x
ANYBUS	WLAN Access Point IP30
COMSET	CM210A-W, CM210Q-W, CM510Q-W, CM550W, CM580W, CM685V-1, CM685V-4, CM685V-6, CM685V-6-G, CM685VX, CM820Q-4, CM820Q-6, CM950W
DIGI	TX64
ERICSSON (CRADLEPOINT)	E300, R500
FOUR-FAITH	5G Industrial Router F-NR100, 5G SIM WiFi Router F-NR120, 5G Smart Light Pole Gateway F-G300, Edge Computing Gateway F-G100
PEPLINK	Balance 310 5G
PROROUTE	H685 LTE 4G CAT6 Router, H685 WRT M2M 5G Router, H900 5G Router

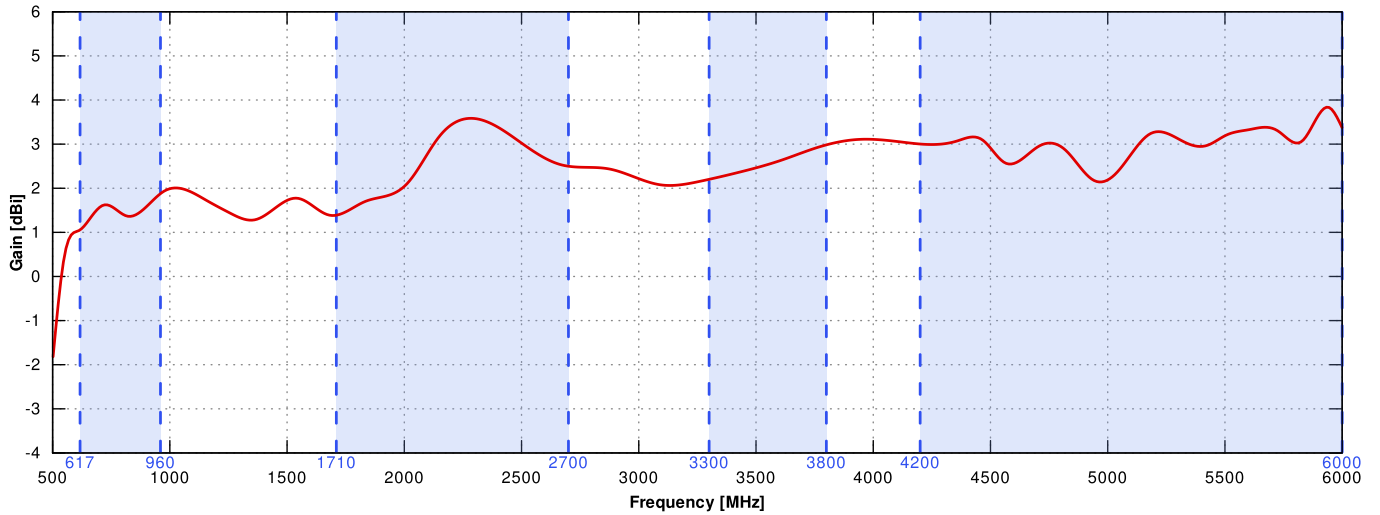
ROBUSTEL	EG5200, R1511, R201x
SIEMENS	6GK5763-1AL00-7DA0, 6GK5763-1AL00-3AA0, 6GK5763-1AL00-3DA0, 6GK5763-1AL00-7DB0, Scalance W734 RJ45, Scalance W774 M12 EEC, Scalance W774 RJ45, SCALANCE W786
TELTONIKA	RUT271, RUT976
WAVETEL	W4600, W4600-NR 5G, W4600-S2
WLINK	G510, G520, R220, R520
ZYXEL	LTE3301-PLUS, NR5101
OTHER	2 * SMA

PLOTS

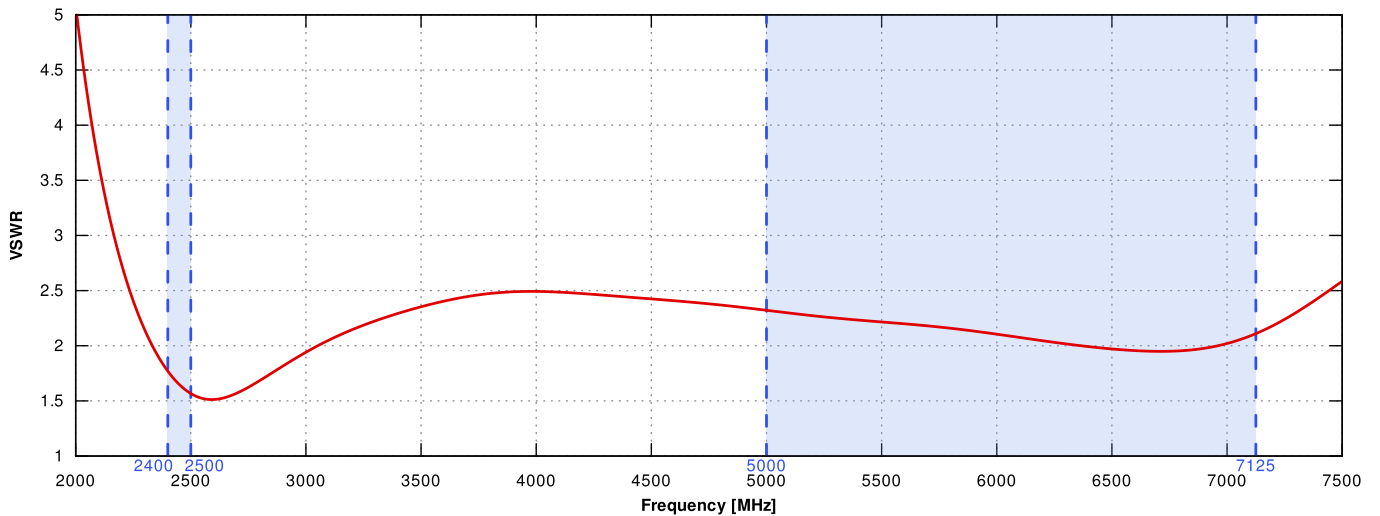
5G/LTE VSWR



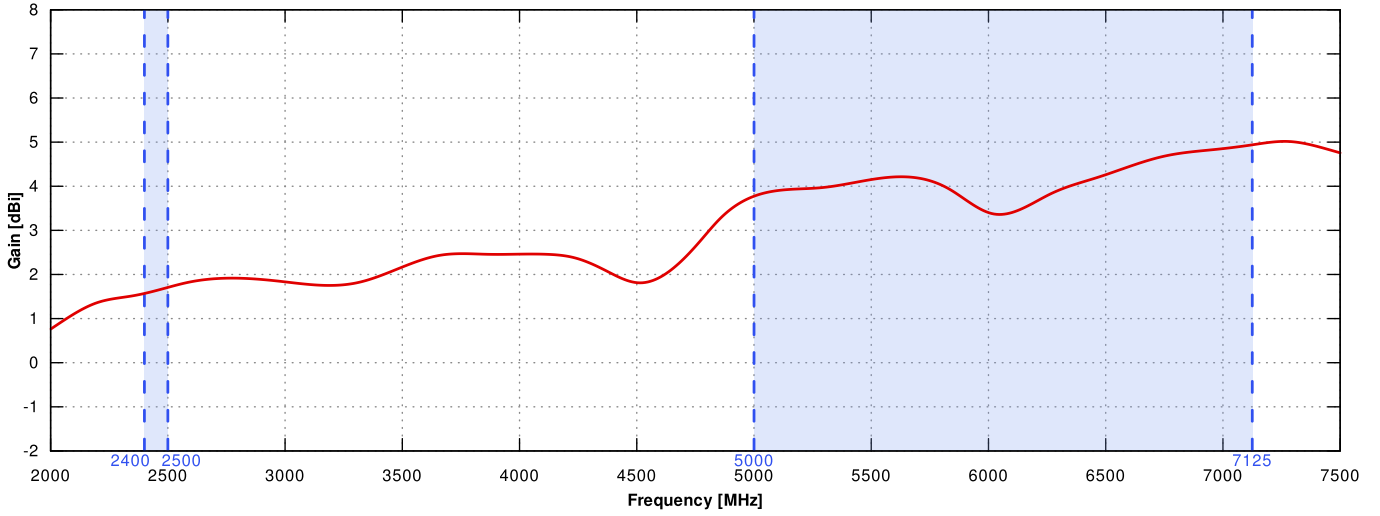
5G/LTE GAIN



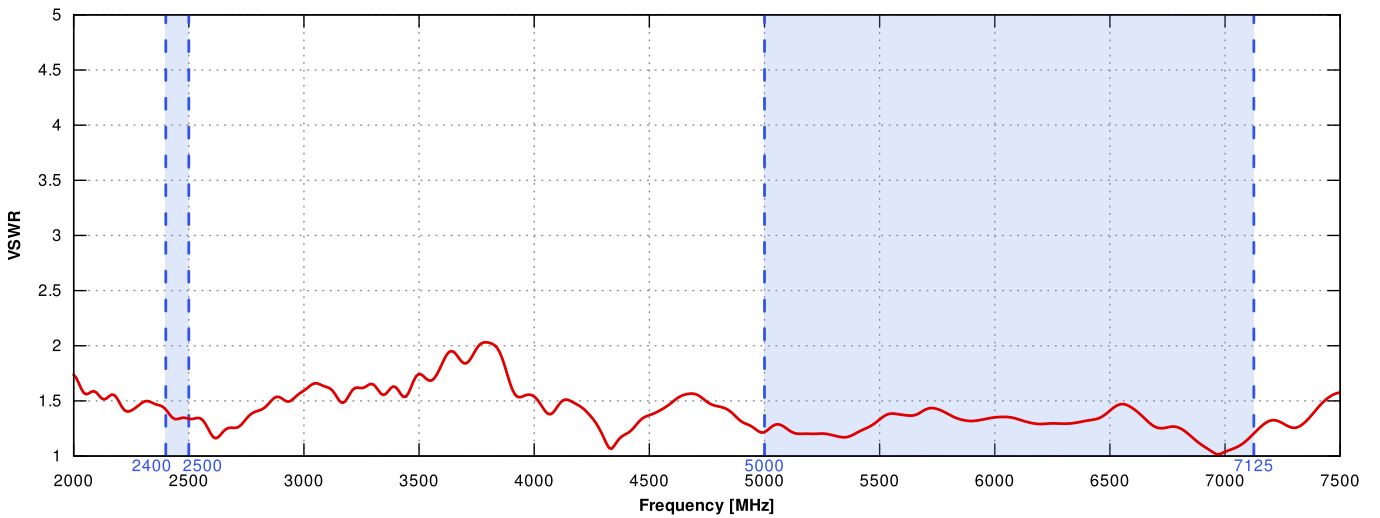
WiFi - X VSWR



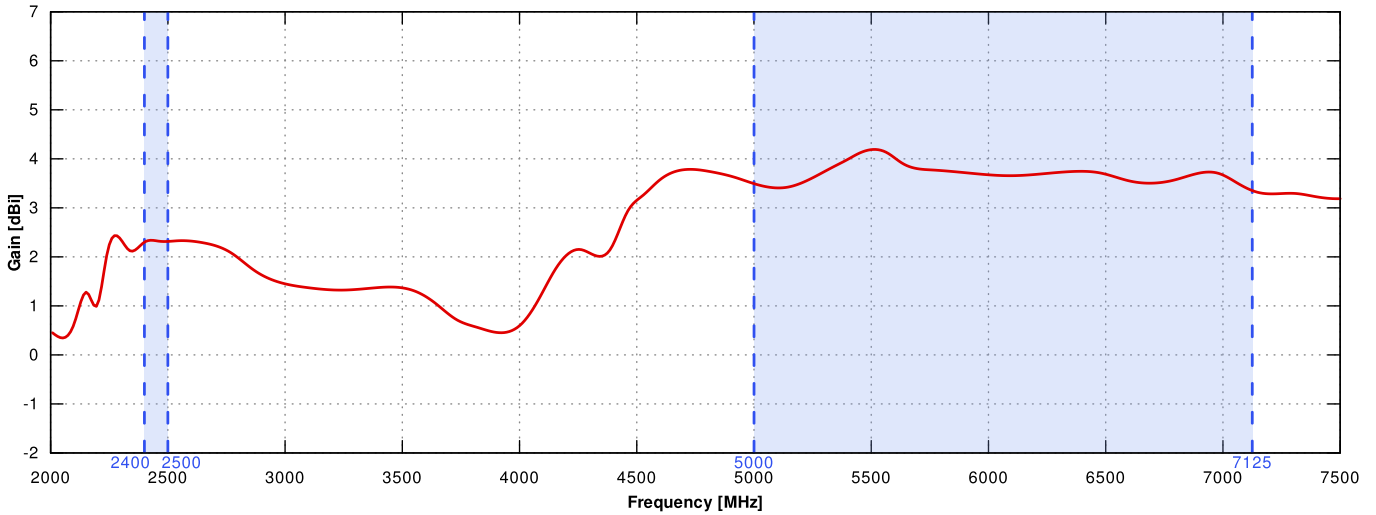
WiFi - X GAIN



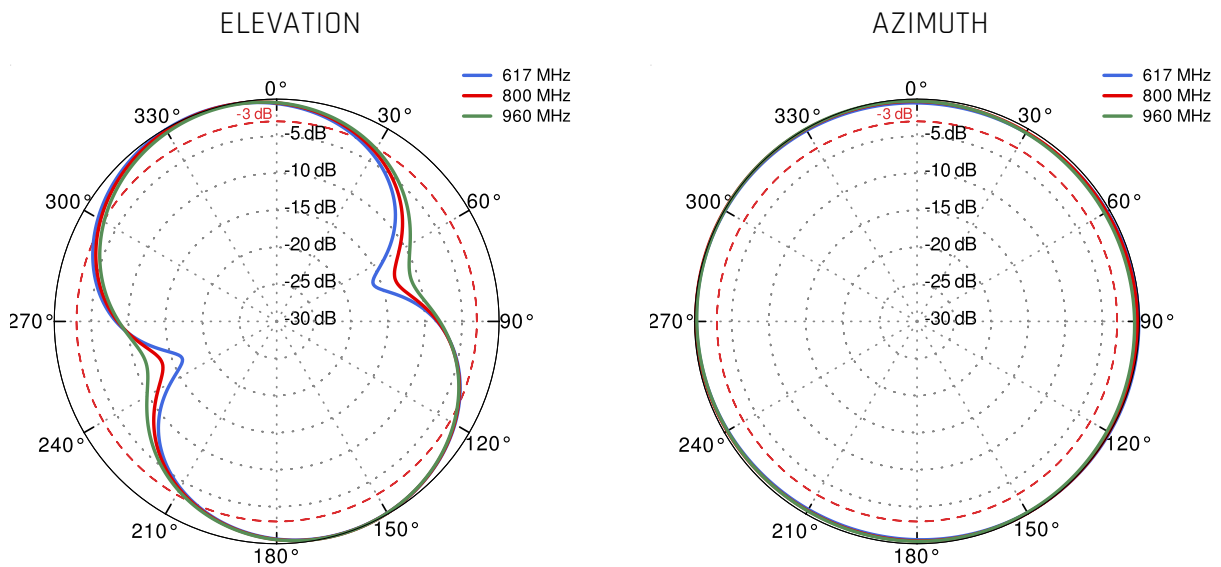
WiFi - V VSWR



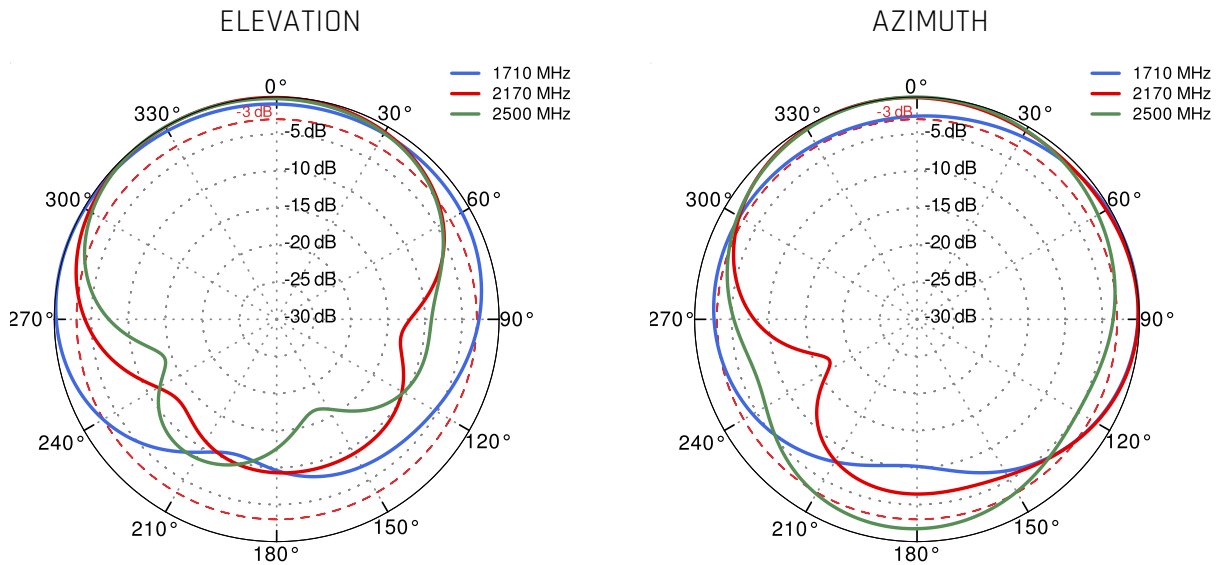
WiFi - V GAIN



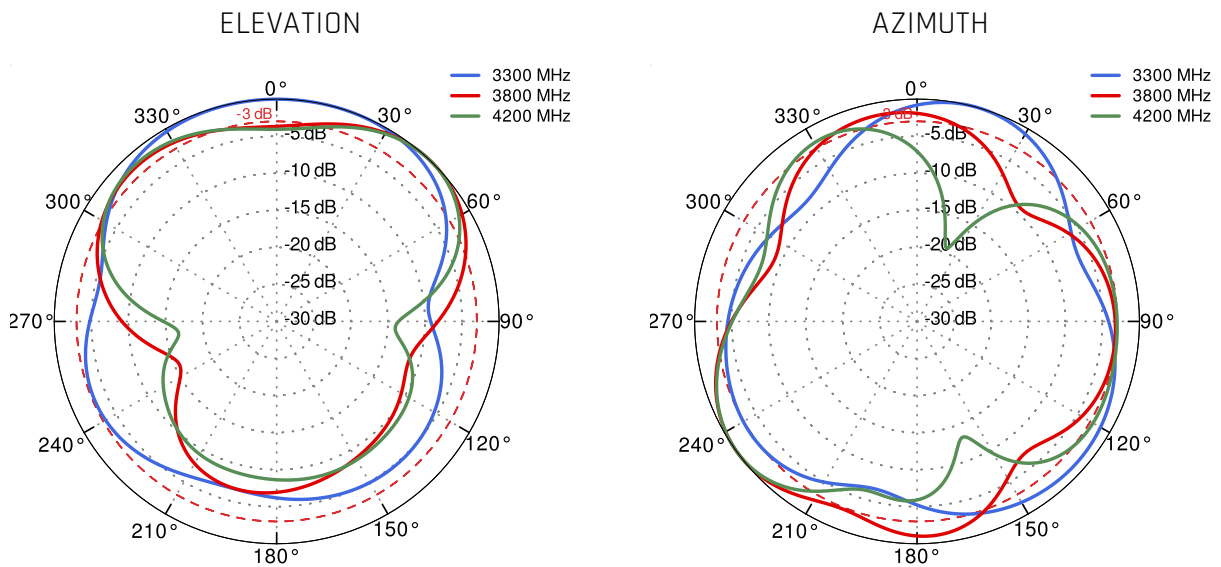
5G/LTE from 617MHz to 960MHz



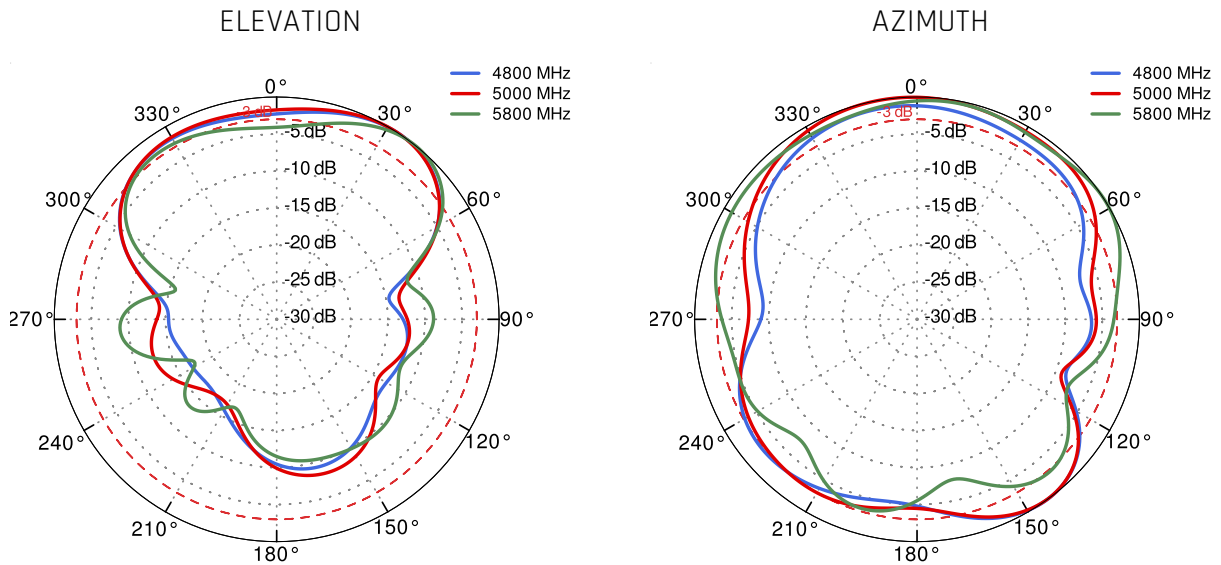
5G/LTE from 1.71GHz to 2.7GHz



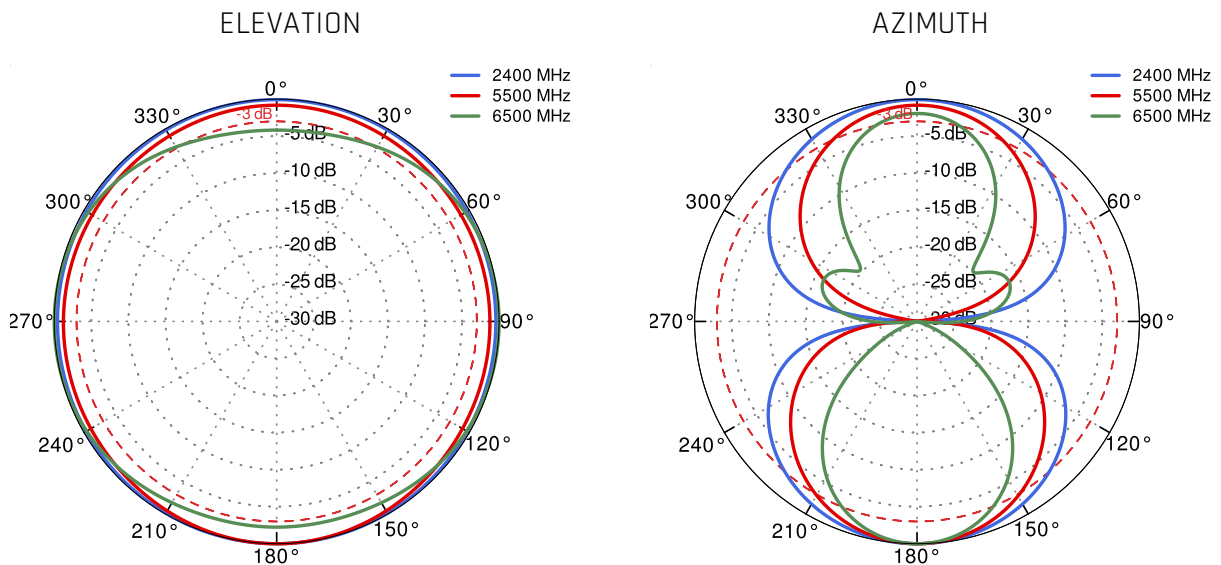
5G/LTE from 3.3GHz to 4.2GHz



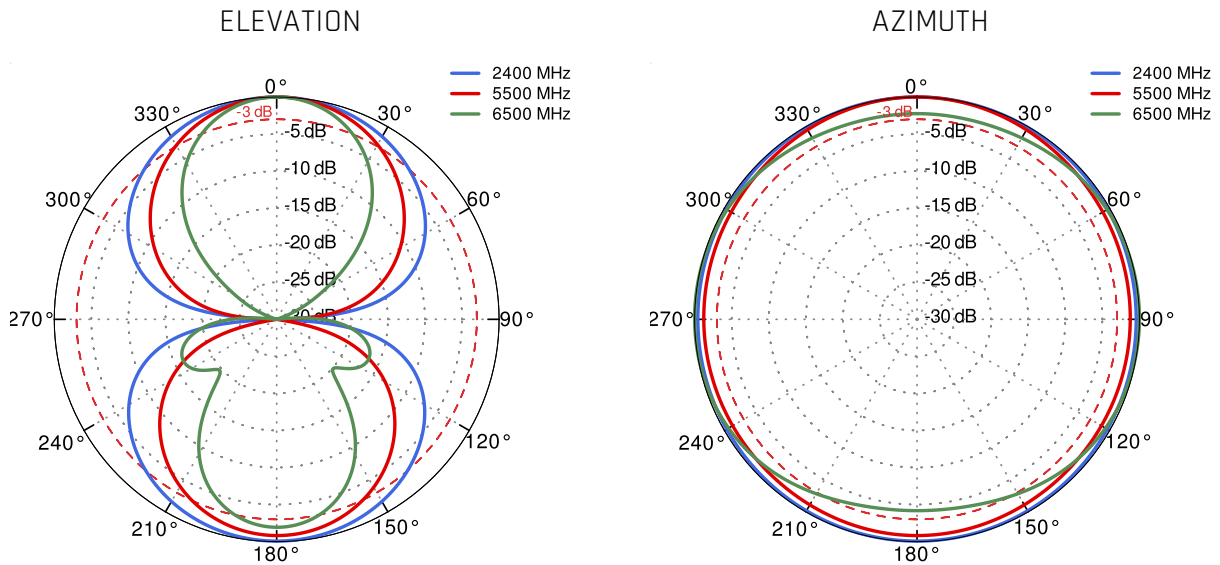
5G/LTE from 4.8GHz to 5.8GHz



Wi-Fi X Port 1 From 2.4 GHz to 6.5 GHz



Wi-Fi X Port 2 From 2.4 GHz to 6.5 GHz



Wi-Fi V From 2.4 GHz to 6.5 GHz

