

# Hinge Interlock Safety Switch Type: HINGECAM HC-3

## FEATURES:

IDEM's HC-3 is a member of the HINGECAM family which is a range of Compact Hinge Safety Interlock switches and has been designed to provide position interlock detection for moving guards.

They are designed to fit to the hinged axis of machine guard doors. The switch body fits to the door frame and the shaft fits to the door.

The rugged Stainless Steel shaft profile is designed to fix to the door and provide a positively operated not easily defeatable interlock mechanism. They can be mounted unobtrusively away from direct vision or contact.

The compact body and 18mm fixing profile make them easy to install where space is restricted.

The head can be rotated through 90 degree increments to provide ease of mounting in 4 positions.

Contact blocks are replaceable.

Solid shafts are available as: 10mm dia. and 50 or 80mm long or as 8mm dia. and 60mm long.

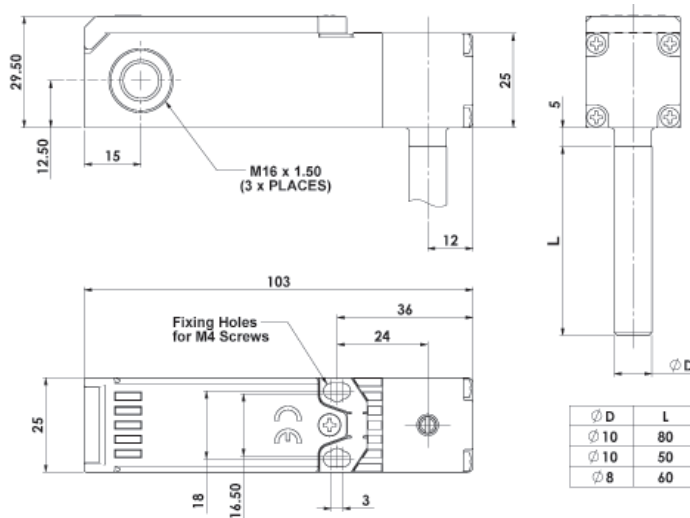
Hollow shafts also available (see dimensions opposite).



STAINLESS  
STEEL HEAD



## DIMENSIONS:

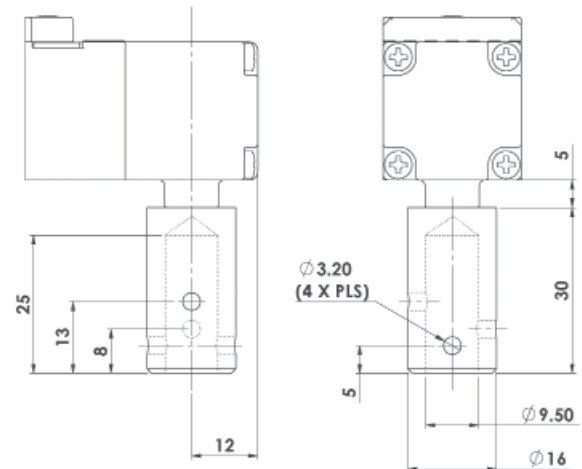


**Standards:** ISO14119 EN60947-5-1 EN60204-1  
ISO13849-1 EN62061 UL508

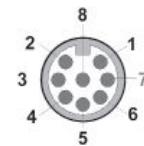
### Safety Classification and Reliability Data:

Mechanical Reliability B10d	2.5 x 10 <sup>6</sup> operations at 100mA load
ISO13849-1	Up to PLe depending upon system architecture
EN62061	Up to SIL3 depending upon system architecture
Safety Data – Annual Usage	8 cycles per hour/24 hours per day/365 days
	MTTFd 356 years
Utilization Category	AC15 A300 3A
Thermal Current (Ith)	10A
Rated Insulation/Withstand Voltages	600Vac/2500Vac
Actuator Rotation for Positive Opening	7 degrees 0.5Nm
Housing Materials	UL Approved Glass Fibre Polyester
Shaft Material	Stainless Steel
Enclosure Protection	IP67
Operating Temperature	-25C +80C
Vibration	IEC 68-2-6 10-55Hz + 1Hz
	Excursion 0.35mm 1 octave/min
Conduit Entry	3xM16
Fixing	2 x M4

## HOLLOW SHAFT DIMENSIONS:



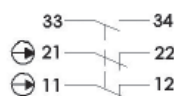
FEMALE QC LEADS	LENGTH	SALES NUMBER
M12 8 Way	5m (15ft)	140101
M12 8 Way	10m (30ft)	140102



Switch Circuit	Quick Connect (QC) M12 8 Way Male (on Flying Lead 250mm) Pin View from Switch
11/12	1 7
21/22	6 5
33/34	4 3

## CONTACT BLOCK:

Slow Make Break 2NC 1NO



SALES NUMBER	CONTACTS	SHAFT	M16	QC M12 8 WAY
HC-3	2NC 1NO	Dia. 10mm x 80mm	194001	194002
		Dia. 10mm x 50mm	194003	194004
		Dia. 8mm x 60mm	194005	194006
		Hollow Dia. 16mm x 30mm	194007	194008

Gold Plated Contacts available for low power circuits (5V 5mA).  
Add GC to Sales Number e.g. 194001-GC